



BUREAU VAN DIJK

MINIGUIDA ORBIS



Language ▾

Welcome to the new Orbis interface

Orbis is the world's most powerful comparable data resource on private companies

Register for your [free trial](#) >

Find out more about Orbis >

A solution from



BUREAU VAN DIJK

A Moody's Analytics Company

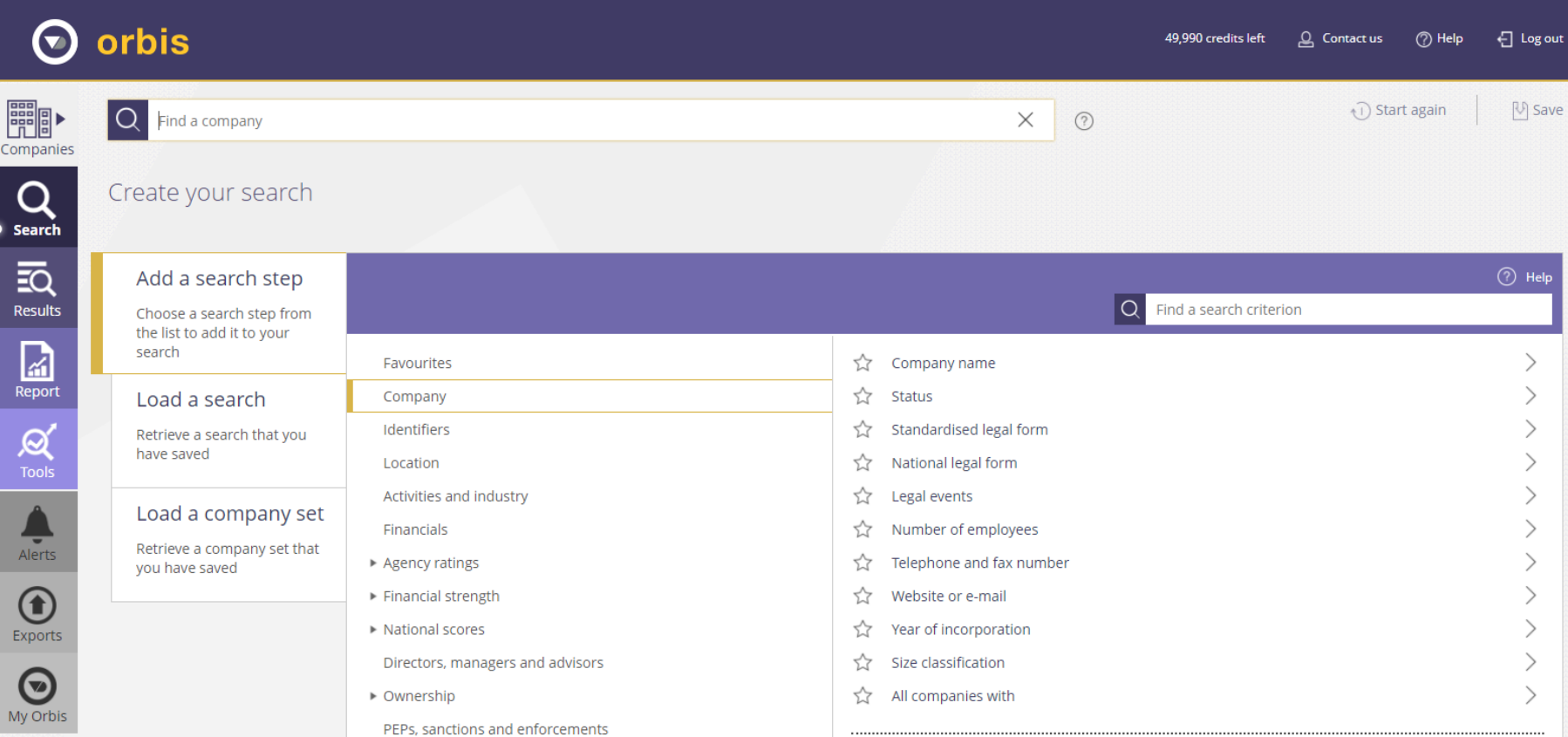
Log in

I want to stay logged in

Log in

[Forgot your password?](#)

Dopo aver effettuato il login, si accede alla pagine iniziale, Homepage



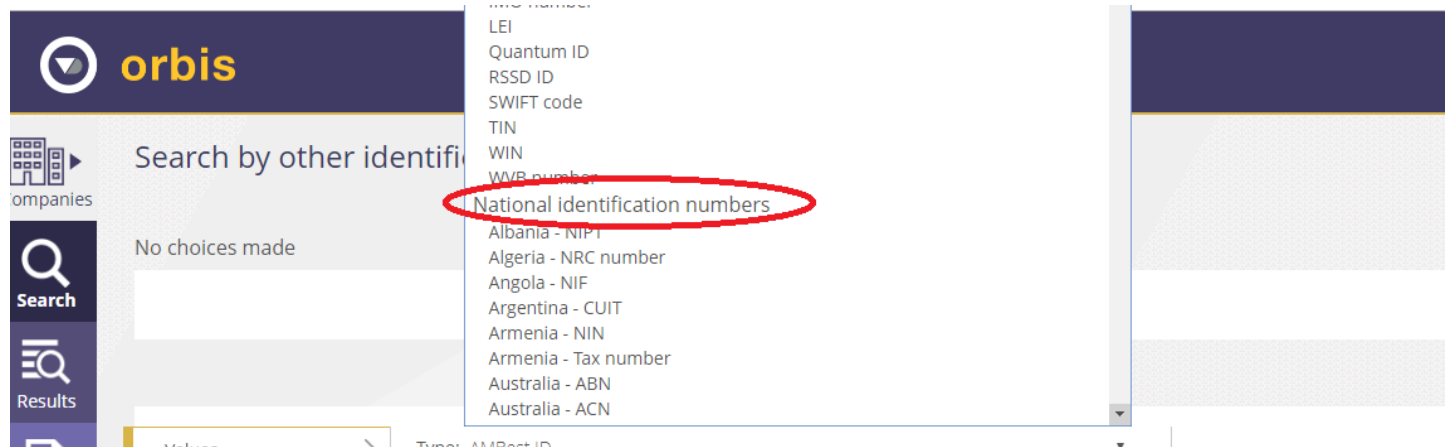
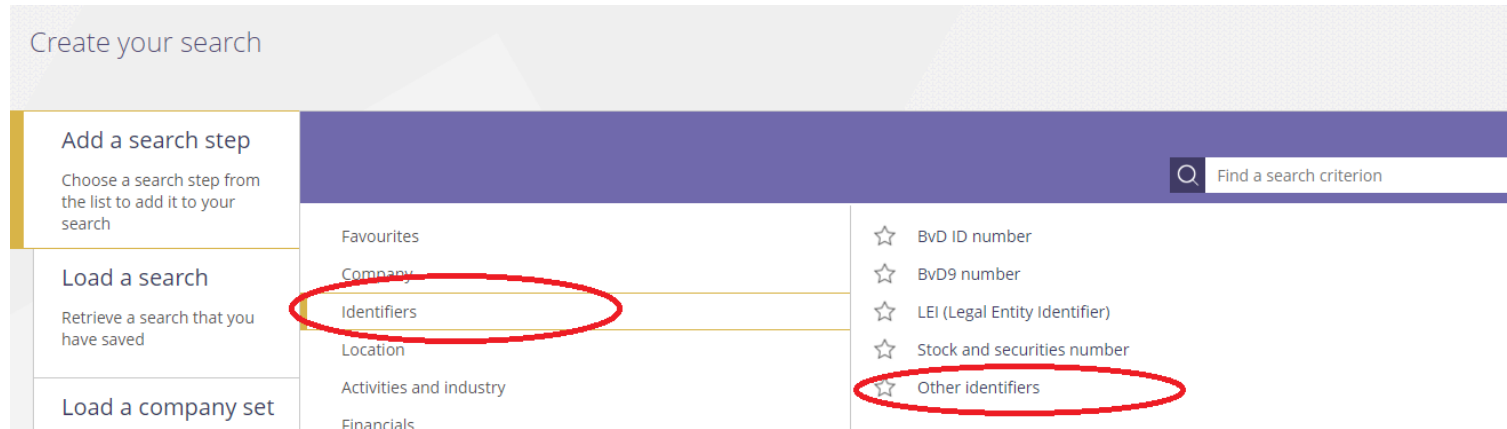
The screenshot displays the Orbis homepage interface. At the top, the 'orbis' logo is on the left, and user information including '49,990 credits left', 'Contact us', 'Help', and 'Log out' is on the right. A search bar with the placeholder 'Find a company' is prominent. Below it, a 'Create your search' section is active, showing a list of search steps: 'Add a search step', 'Load a search', and 'Load a company set'. A search criteria panel on the right lists various filters such as 'Company name', 'Status', 'Standardised legal form', and 'National legal form'. A vertical navigation menu on the left includes icons for 'Search', 'Results', 'Report', 'Tools', 'Alerts', 'Exports', and 'My Orbis'.



Per effettuare una ricerca di una società in modo rapido è possibile utilizzare il campo sotto indicato inserendo la ragione sociale della company e/o il codice identificativo:

A screenshot of a search interface. On the left, there is a 'Companies' icon consisting of a grid of squares and a vertical bar, with the text 'Companies' below it. To the right of the icon is a search input field with a magnifying glass icon on the left and a close 'X' icon on the right. The text 'Find a company' is displayed inside the search field.

Oppure selezionare tra i filtri di ricerca “Identification numbers”. Meglio accedere al sottoinsieme “National & IP identification number” inserire il codice e fleggare dal menù a tendina il paese di appartenenza della società da ricercare:





Quando non si conosce né ragione sociale corretta, né codice identificativo, è possibile procedere inserendo l'indirizzo del sito web in questa sezione:

The screenshot shows a search interface with a sidebar on the left and a main search area on the right. The sidebar has three sections: 'Add a search step' (Choose a search step from the list to add it to your search), 'Load a search' (Retrieve a search that you have saved), and 'Load a company set' (Retrieve a company set that you have saved). The main search area has a search bar at the top right with the placeholder text 'Find a search criterion'. Below the search bar is a list of search criteria, each with a star icon. The criteria are: Company name, Status, Standardised legal form, National legal form, Legal events, Number of employees, Telephone and fax number, Website or e-mail, Year of incorporation, and Size classification. The 'Company' option in the sidebar and the 'Website or e-mail' option in the main list are circled in red.

Search Step	Search Criterion
Add a search step	Company name
Load a search	Status
Load a company set	Standardised legal form
	National legal form
	Legal events
	Number of employees
	Telephone and fax number
	Website or e-mail
	Year of incorporation
	Size classification



Dopo aver selezionato in Homepage i criteri di ricerca oggetti della analisi (per esempio l'area geografica sotto "Location" oppure il settore merceologico sotto "Industry"):

The screenshot shows a search strategy builder interface. On the left, there are three sections: 'Add a search step', 'Load a search', and 'Load a company set'. The main area is a list of search criteria, with 'Location' highlighted in yellow and circled in red. To the right, there is a search bar and a list of search criteria with star icons.

Search Step	Search Criteria
Add a search step Choose a search step from the list to add it to your search	Favourites
Load a search Retrieve a search that you have saved	Company
Load a company set Retrieve a company set that	Identifiers
	Location
	Activities and industry
	Financials

- ☆ World region, country or region in country
- ☆ NUTS classification
- ☆ City
- ☆ Postcode
- ☆ Street address
- ☆ US zip code radius

The screenshot shows the same search strategy builder interface, but with 'Activities and industry' highlighted in yellow and circled in red. The search criteria list on the right is different, showing industry-related options.

Search Step	Search Criteria
Add a search step Choose a search step from the list to add it to your search	Favourites
Load a search Retrieve a search that you have saved	Company
Load a company set Retrieve a company set that you have saved	Identifiers
	Location
	Activities and industry
	Financials
	Agency ratings

- ☆ Industry classifications
- ☆ Entity type
- ☆ Specialisation
- ☆ Activity text search
- ☆ BvD sectors
-
- ☆ All Global SIFIs



Per codice di classificazione (Nace, NAICS, US SIC etc)

The screenshot displays a search interface with a purple header bar containing a search input field labeled "Find a search criterion". Below the header, a list of search criteria is shown, with "Industry classifications" and "Activities and industry" circled in red. The "Activities and industry" criterion is selected, leading to a "Choices made" section that specifies "Code type: Primary codes only". Below this, a list of industry codes is displayed, with "NACE Rev. 2" selected. The list includes codes such as "01 - Crop and animal production, hunting and related service activities", "02 - Forestry and logging", "03 - Fishing and aquaculture", "05 - Mining of coal and lignite", and "06 - Extraction of crude petroleum and natural gas".



Controllare gli steps inseriti in questa sezione:

Your search: 253 companies

Search step		Result for:	Step	Search		
<input type="checkbox"/>	<input checked="" type="checkbox"/>	1. Status: Active companies, Unknown situation	>	238,528,516	238,528,516	
<input type="checkbox"/>	<input checked="" type="checkbox"/>	2. World region/Country/Region in country: Albania	>	253,320	208,614	
<input type="checkbox"/>	<input checked="" type="checkbox"/>	3. NACE Rev. 2 (Primary codes only): 01 - Crop and animal production, hunting and related service activities	>	7,206,201	253	
Boolean search: <input type="text" value="1 and 2 and 3"/>			<input type="button" value="Refresh"/>	<input type="button" value="?"/>	Total:	253

Modificando le formule degli operatori booleani a seconda delle necessità dettate dalla ricerca stessa. Ricordarsi sempre una volta agito sulla formula (And, and not, or etc) di fare un “Refresh”.



È possibile salvare la ricerca selezionando il “save”. La banca dati chiederà se si vuole procedere al salvataggio di una nuova strategia o sostituire una già salvata

Find a company [X] [?] Start again Save

Your search: 253 companies

Search step	Result for:	Step	Search
X [X] 1. Status: Active companies, Unknown situation	>	238,528,516	238,528,516
X [X] 2. World region/Country/Region in country: Albania	>	253,320	208,614
X [X] 3. NACE Rev. 2 (Primary codes only): 01 - Crop and animal production, hunting and related service activities	>	7,206,201	253
Boolean search: 1 and 2 and 3 Refresh [?]	Total:		253

Save search [X]

Save as a new search
 Replace an existing search

*Name

Description

Set alert

Cancel Save

E' possibile salvare la lista delle companies, prima visualizzando i risultati della strategia di ricerca (VIEW RESULTS) e poi cliccando su SAVE

The screenshot shows the 'orbis' web application interface. The top navigation bar includes '49,990 credits left', 'Contact us', 'Help', and 'Log out'. The main content area displays search results for 'Your search: 253 companies'. A table lists company names with checkboxes for selection. A modal dialog titled 'Save companies to a set' is overlaid on the screen, allowing users to save the selected companies to a new or existing record set. The 'Save' button in the top right of the main interface is circled in red.

Save companies to a set

Save the following companies to a set:

All companies

Save as a new record set

Add to an existing record set

*Name: Set name

Description: Description

Company name	core code (4)	Consolidation code	Last avail. year	Operating revenue... th EUR Last ...	Number employe Last avail
1. XHERDO					
2. KAPLLANI					
3. GJELBERIMI					
4. VASTOR					
5. VEZA E MENGJESIT					
	LF		2017	n.a.	
	LF		2016	n.a.	
	LF		2017	n.a.	
	LF		2017	n.a.	
	LF		2017	n.a.	



Le ricerche salvate possono essere ritrovate, se non salvate su disco, in questa sezione che si trova in Homepage

This screenshot shows the 'Saved searches' section of the application. On the left, a sidebar contains three menu items: 'Add a search step', 'Load a search', and 'Load a company set'. The 'Load a search' item is circled in red. The main content area has a purple header with 'Saved searches' and 'Recent searches' tabs. Below the tabs, a search entry 'test' is listed and circled in red. A search bar on the right contains the text 'Find a saved searches'. At the bottom right, there is a 'Load this se' link.

This screenshot shows the 'Load a search' and 'Load a company set' sections of the application. The sidebar on the left has 'Load a search' and 'Load a company set' items circled in red. The main content area shows a list of saved searches: 'test2' (circled in red), 'Companies I follow', and another entry with a person icon.



Una volta costruita la strategia, per visualizzare la lista delle società che rispondono ai criteri di ricerca inseriti selezionare “View list of results”

Il risultato sarà una lista in “formato excel” la cui impostazione (colonne) può essere scelta dall’utente selezionando le variabili da questa sezione:

► Your search: 253 companies

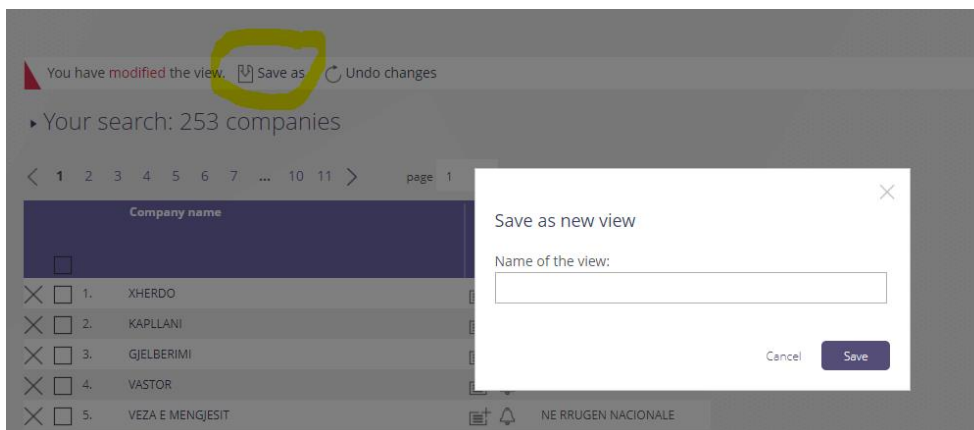
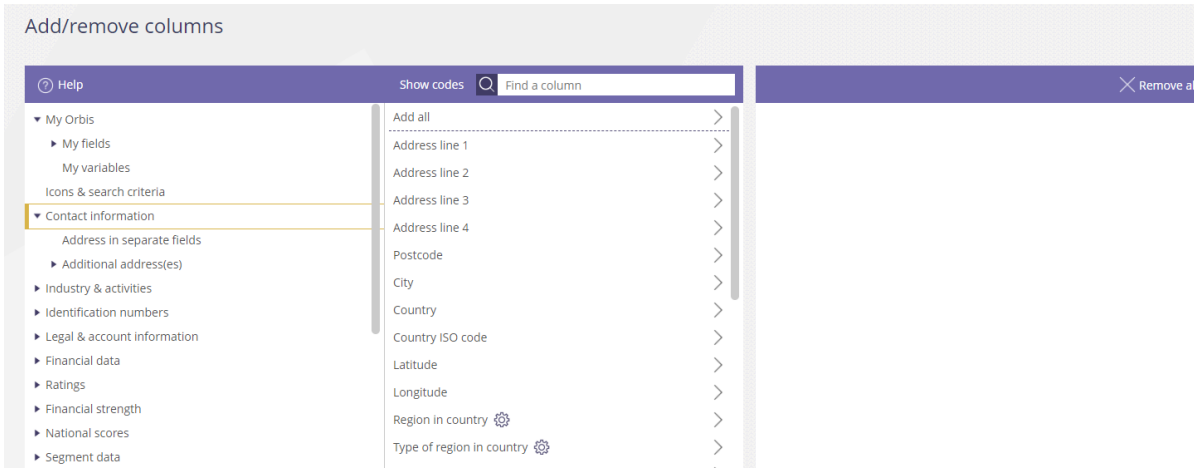
Standard view

< 1 2 3 4 5 6 7 ... 10 11 > page 1 of 11

Add/remove columns

<input type="checkbox"/>	Company name	Flags	Country ISO code	NACE Rev. 2, core code (4 digits)	Consolidation code	Last avail. year	Operating revenue... th EUR Last ...	Number of employees Last avail. yr
<input checked="" type="checkbox"/>	1. XHERDO		AL	0128	LF	2017	n.a.	n.a.
<input checked="" type="checkbox"/>	2. KAPLLANI		AL	0128	LF	2016	n.a.	n.a.
<input checked="" type="checkbox"/>	3. GJELBERIMI		AL	0125	LF	2017	n.a.	n.a.
<input checked="" type="checkbox"/>	4. VASTOR		AL	0170	LF	2017	n.a.	n.a.
<input checked="" type="checkbox"/>	5. VEZA E MENGJESIT		AL	0147	LF	2017	n.a.	n.a.
<input checked="" type="checkbox"/>	6. TETA		AL	0130	LF	2017	n.a.	n.a.
<input checked="" type="checkbox"/>	7. REA-2002		AL	0170	LF	2017	n.a.	n.a.
<input checked="" type="checkbox"/>	8. VOLA KARBURANT		AL	0128	LF	2017	n.a.	n.a.
<input checked="" type="checkbox"/>	9. TEALB		AL	0128	LF	2017	n.a.	n.a.
<input checked="" type="checkbox"/>	10. K E O N		AL	0170	LF	2016	n.a.	n.a.
<input checked="" type="checkbox"/>	11. PICI		AL	0170	LF	2017	n.a.	n.a.

Portandole da sinistra a destra, quindi cliccando su OK:



È possibile nominare e salvare il formato di lista appena creato cliccando sulle icone dei dischetti (a sx salvataggio su disco, a dx salvataggio su server della banca dati).



Per ulteriori indicazioni è possibile trovare una guida video al seguente link all'interno di Orbis stesso:

https://help.bvdinfo.com/LearningZone/Products/orbis/Content/J_Video_Tutorials/Tutorials.htm